

HALLOWEEN

VISUAL PERCEPTION SKILLS PACK



HALLOWEEN DIRECTIONS
Color this pumpkin:
Color this ghost:

GHOST DIRECTIONS
Color each ghost below according to their direction.

HALLOWEEN TRACKING
Select one of the following:
Move through each line of the grid, starting at the upper-left hand side. Color, mark off with an X, or place an object on each of the items. Then move to the next row and continue through the whole grid.

ANTERN MATCH
Each lantern has one match. Color the matching jack-o'-lanterns, craft pom-poms, or other items to match.

WITCH DIRECTIONS
Color each witch hat below according to their direction.

TARGET SKILLS

- Visual discrimination
- Visual closure
- Visual attention
- Visual memory
- Visual figure-ground
- Fine motor skills

TARGET SKILLS

- Visual tracking
- Visual discrimination
- Visual closure
- Eye-hand coordination
- Visual memory
- Fine motor skills

TARGET SKILLS


- Visual tracking
- Visual discrimination
- Visual closure
- Eye-hand coordination
- Visual memory
- Fine motor skills

TARGET SKILLS

- Visual tracking
- Visual discrimination
- Visual closure
- Eye-hand coordination
- Visual memory
- Fine motor skills

TARGET SKILLS

- Visual tracking
- Visual discrimination
- Visual closure
- Eye-hand coordination
- Visual memory
- Fine motor skills



Visual discrimination,
figure-ground, visual
closure, and more...

- TARGET SKILLS:**
- Visual scanning
 - Visual discrimination
 - Eye-hand coordination
 - Visual memory
 - Fine motor skills

Name: _____

JACK-O-LANTERN MATCH

Look at the jack-o-lanterns below. Each jack-o-lanterns has one match. Color the matching jack-o-lanterns the same. Or use matching small objects like beads, craft pom poms, or other item to match the jack-o-lanterns.




HALLOWEEN DIRECTIONS

- TARGET SKILLS:
- Visual closure
 - Visual discrimination
 - Visual attention
 - Visual memory
 - Visual closure
 - Visual figure-ground


Name: _____



Color this pumpkin: 




Color this ghost: 



Circle this bat: 



Color this pet: 




Color this candy red: 

Circle this candy: 



Circle this jack-o-lantern: 



Color this monster orange: 

Color this monster green: 





Circle this witch hat: 

GHOST DIRECTIONS

Color each ghost below according to their direction.

- TARGET SKILLS:**
- Form constancy
 - Visual discrimination
 - Eye-hand coordination
 - Visual memory
 - Fine motor skills
 - Pencil control

Name: _____





GHOST DIRECTIONS

Color each ghost below according to their direction.

- TARGET SKILLS:**
- Form constancy
 - Visual discrimination
 - Eye-hand coordination
 - Visual memory
 - Fine motor skills
 - Pencil control

Name: _____



Name: _____

- TARGET SKILLS:**
- Visual tracking
 - Visual discrimination
 - Eye-hand coordination
 - Visual memory
 - Fine motor skills

HALLOWEEN TRACKING

Select one of the following:



Move through each line of the grid, starting at the upper left hand side. Color, mark off with an X, or place an object on each of the items. Then move to the next row and continue through the whole grid.


→												
												→

Name: _____

- TARGET SKILLS:**
- Visual scanning
 - Visual discrimination
 - Eye-hand coordination
 - Visual memory
 - Fine motor skills

JACK-O-LANTERN MATCH

Find all of the matching jack-o-lanterns below. Color the matching jack-o-lanterns the same color. Or, mark the matching jack-o-lanterns with different shapes, an X, a circle, or other different lines. Or use matching small objects like beads, craft pom poms, or other item to match the jack-o-lanterns.

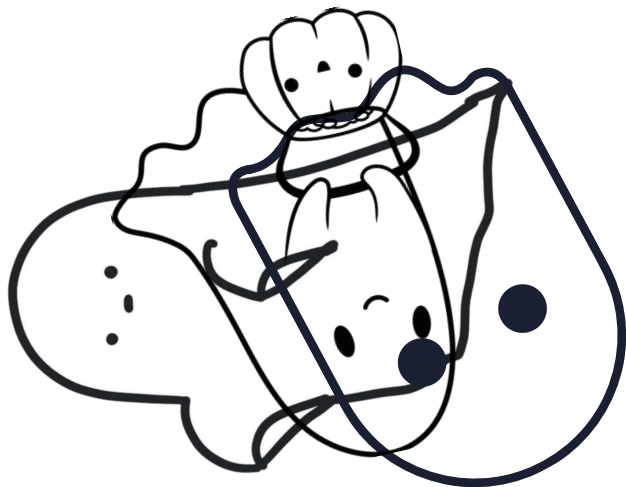


Name: _____



- TARGET SKILLS:
- Form constancy
 - Visual figure-ground
 - Visual discrimination
 - Eye-hand coordination
 - Visual memory
 - Fine motor skills

HALLOWEEN SORT


Look at each pile of halloween images. Find the same ones in the pile and circle or color the images that are the same.





Color or circle the ghost you see in the picture.




Color or circle the bat you see in the picture.



Color or circle the jack-o-lantern you see in the picture.



Color or circle the spider you see in the picture.

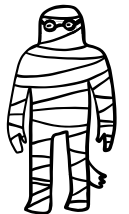







Name: _____

- TARGET SKILLS:
- Visual scanning
 - Visual discrimination
 - Eye-hand coordination
 - Visual memory
 - Fine motor skills

HALLOWEEN MATCH

Look at the halloween characters below. Each character has only one match. Color the matching characters the same. Or connect the matching characters with a line. Another option is to use matching small objects like beads, craft pom poms, or other item to match the characters.



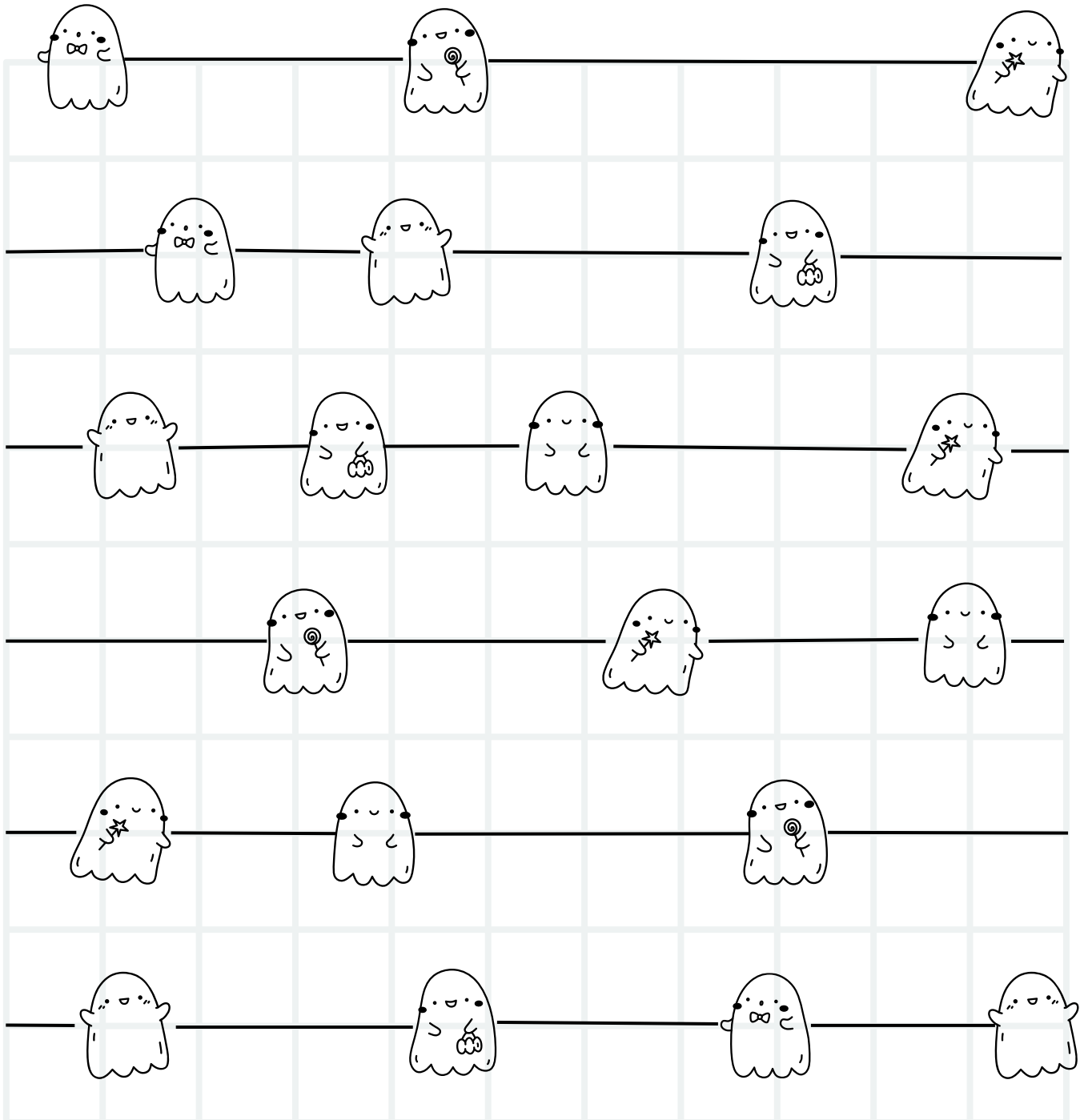

Name: _____

- TARGET SKILLS:
- Visual scanning
 - Visual discrimination
 - Eye-hand coordination
 - Visual memory
 - Fine motor skills

GHOST MATCH

Look at the ghosts in the COLOR KEY AREA below. Use a different crayon to color each ghost so that each ghost is assigned to a different color. Then, follow the line with your finger or your eyes. When you reach a ghost, color it the color you assigned that ghost in the Color Key.

COLOR KEY:




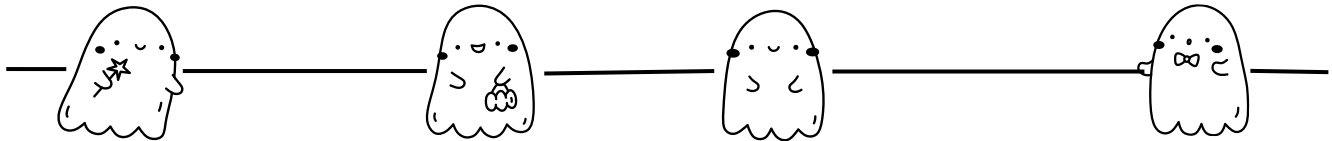
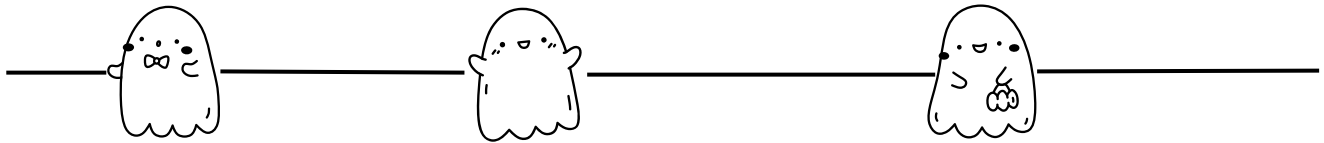
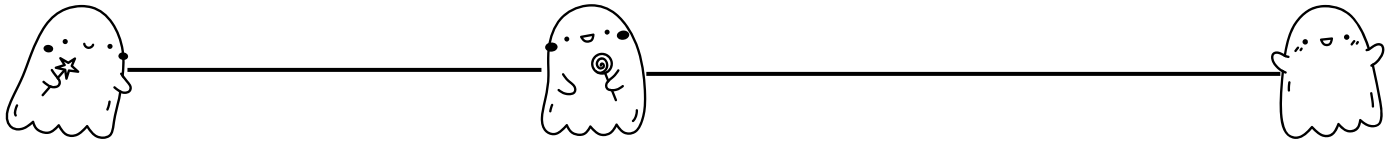



Name: _____

- TARGET SKILLS:
- Visual scanning
 - Visual discrimination
 - Eye-hand coordination
 - Visual memory
 - Fine motor skills

GHOST MATCH

Look at the ghosts in the COLOR KEY AREA below. Use a different crayon to color each ghost so that each ghost is assigned to a different color. Then, follow the line with your finger or your eyes. When you reach a ghost, color it the color you assigned that ghost in the Color Key.



THE OT TOOLBOX® RESOURCES

COPYRIGHT AND TERMS OF USE



Text and Images Copyright 2023
The OT Toolbox ® and Colleen Beck OTR/L
www.theottoolbox.com

All rights reserved. No part of this publication may be reproduced, distributed, or transmitted in any form or by any means, without written permission of the author.

NO REDISTRIBUTION: Each resource from The OT Toolbox is for personal use only. You may not share, redistribute, repackage, copy, or modify materials. Each copy of this resource and every resource from The OT Toolbox® is intended for a single user. Each therapy professional, educator, etc. may use the resource with only their caseload or classroom. Reach out to contact@theottoolbox.com with questions about group licensing.

You May: This is a single use license, to use used by one therapy professional/educator/parent. You may make copies for each student on your caseload or in your classroom. You may upload to teletherapy platforms or online classrooms for your therapy caseload only.

You May NOT: You may not upload to a school-wide classroom or server. You may not share this resource with other professionals in your clinic, team, school, etc. Do not alter this file or document pages in any way. You may not post these materials to online platforms such as Facebook groups, forums, websites, shared files, etc. You may not sell or profit in any way from these files.

CLIP ART FROM:



DISCLAIMER

This product, along with all products created by or hosted on The OT Toolbox ® sites and social media channels, has been created for educational purposes only. The information found in this publication should not substitute for medical advice from a physician. If necessary, all children should be individually evaluated by an occupational therapist. This publication does not substitute direct intervention from a physician or occupational therapist. All activities should be completed with common sense and with direct observation by a responsible adult. Use of the activities in this publication indicate consent. The author of this publication and The OT Toolbox ®, its contributors and affiliates are not liable for any injury caused to a child by completing these activities. Your use of these materials indicates agreement.